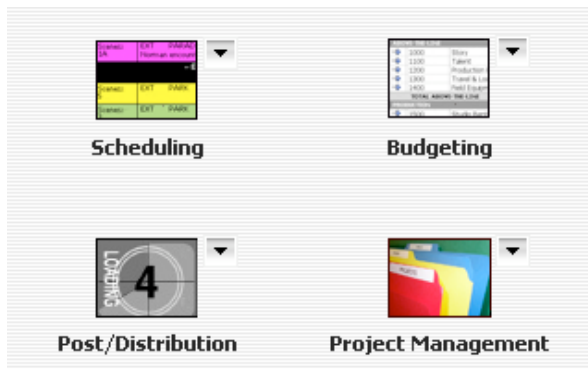
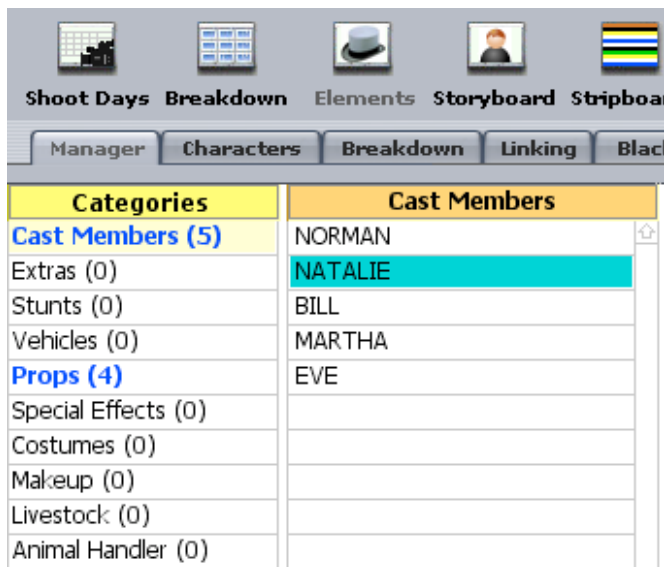


Gorilla 4.5 New Features and Enhancements

1. Ability to access your project information directly from the Main Menu with the new Project Management button.



2. Enhanced Element Manager
Click a Category and instantly see all the related elements for that category.



3. Better Budget Export to Excel
Three new budget exports added: Topsheet, Account and Detail (shown below), which allows simple and direct export to a .txt file for easy import directly into Excel. This way anyone can modify budget data even if they don't have a copy of Gorilla.

Sort	Acct#	SubAccount	Account Name	Fringe	Amt	Units
0	Acct #	Sub Account	Account	Fringe	Amt	Units
1	1000	1001	Story & Script			
2	1000	1001	Salary	0	1	
3	1100	1101	Producer			
4	1100	1101	Producer: Todd Wade	0	1	
5	1100	1102	Director			
6	1100	1102	Director: Aaton Cohen-Sitt	0	1	
7	1100	1103	Associate Producer			
8	1100	1104	Narrator			
9	1100	1105	Lead Actors			
10	1100	1105	Lead: NORMAN	0	1	
11	1100	1105	Lead: NATALIE	0	1	


4. Export to Quickbooks

You can now export 4 sets of data for import into Quickbooks (or any other Accounting package), including Customers, Vendors (shown below), Accounts [from the Budget] and Items [from the Budget]. After exporting, open Quickbooks and use their mapping feature to match up the exported fields.

Export Map for Import into Quickbooks
ALL VENDORS

Gorilla can export the following fields from the Budget module to another source file to be used in another format. Gorilla will export the following fields in the following order:

Export VENDOR Fields		
	Quickbooks Field Name	Will Export
1	Name (Required)	✓
2	Opening Balance	
3	Opening Balance (As Of)	
4	Company Name	
5	Salutation	
6	First Name	✓
7	Middle Initial	
8	Last Name	✓
9	Address 1	✓
10	Address 2	
11	Address 3	
12	Address 4	
13	Address 5	
14	Contact	



Quickbooks is a registered trademark of Intuit, Inc. Jungle Software has no affiliation with Quickbooks or Intuit.

Number of Records to Export: 0

5. Updated Ratebook with 2007/2008 Rates. Ratebook must still be purchased separately, but if you own the 2006/2007 Ratebook, this upgrade is included.

6. Licensee name no longer shows on the bottom of all reports.

7. Ability to sort elements on breakdown sheet display by either ID, Element Name or Category. In the example below, the items are sorted by Element name. This is achieved by clicking on the Sort button.

All Elements for this Breakdown Sheet		
BOWL OF FRUIT	<i>Set Dressing</i>	◀ ::▶
5. EVE	<i>Cast Members</i>	◀ ::▶
FORK	<i>Props</i>	◀ ::▶
2. NATALIE	<i>Cast Members</i>	◀ ::▶
1. NORMAN	<i>Cast Members</i>	◀ ::▶
PARK BENCH	<i>Set Dressing</i>	◀ ::▶
RUBBER DUCKY	<i>Props</i>	◀ ::▶

8. Ability to add a Location to the Value List menu.
The Location module was never linked to the production locations which were used for rehearsals and meetings. Now you can add a location from the Location module to that list of available locations.
 9. Easier to create a schedule if you are not importing a screenplay. Many users were not importing screenplays and it was awkward to create a schedule without importing a screenplay. The work flow process of creating production phases, shoot days and stripboards is much easier and more intuitive.
- Plus other minor improvements, enhancements and bug fixes.